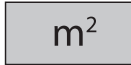
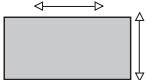
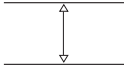

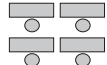
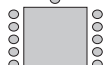




Congress Center A - B

DAYLIGHT - LUCE NATURALE

	Total 	Dimensions Dimensioni 	Height Altezza 	Theatre Platea 	Classroom Banchi Scuola 	Boardroom Tavolo unico 	U Shape Ferro di cavallo 	Banqueting Gala 
A <i>Plenary room</i>	600	30 x 20	4,80	900	350	-	-	350
A Maestrale	200	20 x 10	4,80	200	90	50	50	100
A Scirocco	200	20 x 10	4,80	200	90	50	50	100
A Libeccio	200	20 x 10	4,80	200	90	50	50	100
A Grecale	70	7 x 9	2,90	80	50	30	24	-
A Ponente	56	7 x 7,30	2,90	80	50	30	24	-
A Business Center	43	7 x 6,30	2,90	20	-	10	-	-
B Borgo Sol	98	10 x 10	3,60	100	60	24	24	-
B Borgo Luna	67	9,30 x 7,20	3,60	70	40	18	18	-
B Turchese	24	8,50 x 3,70	3,50	-	-	12	-	-
B Sandalia	36	10,30 x 5,30	3,50	25	15	15	15	-
B Ichnusa	36	10 x 5,30	3,50	20	10	10	10	-

Per le misure esatte consultare le planimetrie Congress Center A e B
For the exact size please view the planimetries of Congress Center A and B